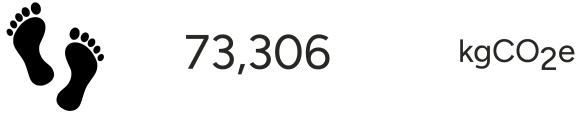


### Carbon Footprint



### Carbon Intensity by Employee (FTE)




### Carbon Intensity by Revenue




### Carbon Footprint Benchmark


215

 round trips from London to Barcelona

16

 petrol cars driven for 1 year

9

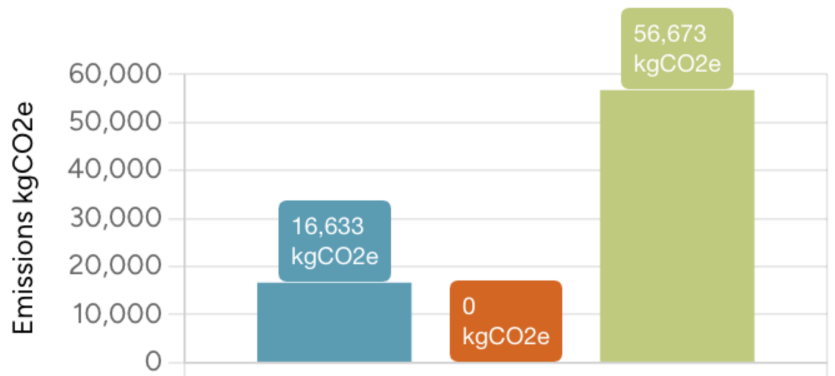
 homes powered for 1 year

### Carbon Breakdown by Scope

Scope 1: 22.7%

Scope 2: 0%

Scope 3: 77.3%



### Carbon Breakdown by Category

Energy: 6.3%

Transport: 27.5%

Products and Services: 63.8%

Waste: 2.4%

